

Model Program Book  
**COMMUNITY  
SERVICE  
PROJECT**



Designed & Developed by



**ANDHRA PRADESH  
STATE COUNCIL OF HIGHER EDUCATION**

(A STATUTORY BODY OF GOVERNMENT OF ANDHRA PRADESH)

**SURVEY ON BLOOD GROUPING BY PEOPLE  
AT I TOWN AREA, VISAKHAPATNAM**

**By**

**BEJJIPURAM. ANANTHARAO**

**RGD NO 720130805012**



**Estd : 1860**

**PROJECT WORK SUBMITTED TO MRS.A.V.N College, AFFILIATED TO  
ANDHRA UNIVERSITY, VISAKHAPATNAM FOR THE PARTIAL FULFILMENT  
OF DEGREE OF**

**BACHELOR OF SCIENCE**

**2020 – 2023**

Mrs.A.V.N College,affiliated to Andhra University here by declared that

## DECLARATION

**BEJJIPURAM. ANANTHARAO**, Student of III B.Sc – M.P.C,

this project entitled "Survey on BLOOD GROUPING use by people at I Town area, Visakhapatnam. is a genuine work carried out by me under the guidance of Mrs. **K.KANAKA MAHALAKSHMI**, Lecturer in Chemistry, Mrs.A.V.N College, Visakhapatnam, Andhra Pradesh.

Further more, this project work was not submitted to any other institution or university for awarding any degree.

DATE:

PLACE: VISAKHAPATNAM

*B. Anantha Rao.*  
Signature of the student

**Mrs. A.V.N College**



**Estd : 1860**


**Visakhapatnam – 530001**

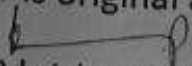
**Andhra Pradesh**

**CERTIFICATE**

This is to certify that project entitled as "Survey on BLOOD GROUPING use by peoplereportat I Town area, Visakhapatnam " is bonafidework done b y **BEJJIPURAM.ANANTHARAO** (Regd.no: 720130805012), B.Sc M.P.C student under myguidence. I been submitted to any other information.

certify that the projectwork done by him/her is original and has not

  
(M.Simhadri Naidu)

  
(P.krishna kumari)

PRINCIPAL PRINCIPAL  
Mrs. A.V.N. COLLEGE  
VISAKHAPATNAM

MENTOR



# PROGRAM BOOK FOR COMMUNITY SERVICE PROJECT

Name of the Student: BEJJIPURAM ANANTHA RAO

Name of the College: MRS A.V.N COLLEGE

Registration Number: 72013080 5012

Period of CSP: From: To:

Name & Address of the Community / Habitation :

University

YEAR

# Community Service Project Report

Submitted in accordance with the requirement for the degree of.....

Name of the College: M.R.S A.V.N COLLEGE

Department: B.SC CHEMISTRY

Name of the Faculty Guide: mrs. kristana kumar

Duration of the CSP: From..... To.....

Name of the Student: BESSIPURAM ANANTHA RAO

Programme of Study:

Year of Study:

Register Number: 720130805012

Date of Submission:

## Student's Declaration

I, B. Anantha Rao, a student of Community Program,  
Reg. No. 72930805038 of the Department of Chemistry,  
M.R.S. A.V.N. College do hereby declare that I have completed  
the mandatory community service from \_\_\_\_\_ to \_\_\_\_\_ in  
\_\_\_\_\_ (Name of the Community/Habitation) under the Faculty  
Guideship of \_\_\_\_\_, (Name of the Faculty Guide), Department  
of chemistry in \_\_\_\_\_ College

B. Anantha Rao  
(Signature and Date)

### Endorsements

[Signature]  
Faculty Guide

[Signature]  
Head of the Department

[Signature]  
Principal  
PRINCIPAL  
Mrs. A.V.N. COLLEGE  
VISAKHAPATNAM

## Acknowledgements

I wish to express my gratitude to those who extended their valuable co-operation and contribution towards the project.

I would like to thank my project mentor Mrs. Padmini madam for his valuable time and continuous assistance for the successful completion of the project.

I would also like to express my gratitude to Mrs. Padmini madam Mrs. Arun College management for facilitating this project and providing his guidance throughout the duration of the project.

I would also like to thank the faculty and staff of the institute family members and my dear friends for their support to successful completion of the project.



## CHAPTER 1: EXECUTIVE SUMMARY

The community service report shall have only a one-page executive summary. It shall include a brief description of the Community and summary of all the activities done by the student in CSP and five or more learning objectives and outcomes.

Community Programs can Expand the opportunities for youth to acquire Personal and social assets and to experience the broad range of factors of positive development settings.

The activities I performed in the community service are to investigate how many people have basic and desired knowledge about blood groups, blood levels, blood transfusion, blood donation and their willingness to donate blood.

I conducted a survey in the society to know how many people have basic knowledge about blood groups and blood donation. Survey knowledge about blood groups and blood donation survey covered questions regarding donors agree or well as disagree, to donate blood and knowing their blood groups and suggest maximum people for knowing about blood groups and blood level and blood donation. Also I spent some time in making information survey the interesting

## CHAPTER 2: OVERVIEW OF THE COMMUNITY

About the Community/Habitation including historical profile of the community/habitation, community diversity, traditions, ethics and values.  
Brief note on Socio-Economic conditions of the Community/Habitation.

one town also called the "old town" is located in Visakhapatnam city and the area falls under the local administrative limits of Greater Visakhapatnam municipal corporation.

one town area has more than 300 years of history in British era the business of whole city was looked here including the administration of Visakhapatnam District there are many old monument - Sultana's Palace, Town Hall, Visakhapatnam (non) European market (1914), Erasmus cemetery (1619), Queen Victoria Pavilion (1901), St. Dohmi church (1854), Queen Mary's school (1800), Wesleyan madras dargah (1706), St. Alay's Anglo-Indian High school (1847) and the light house (1903).

The old town area runs from Puroor chattray to end of Visakhapatnam port. It has many middle class students are coming.

### CHAPTER 3: COMMUNITY SERVICE PART

Description of the Activities undertaken in the Community during the Community Service Project. This part could end by reflecting on what kind of values, life skills, and technical skills the student acquired.

→ values like ethics and Technical skills that the students acquired during the Community service

Project are :-

- ⊗ Time management ⊗ Community awareness
- ⊗ Curiosity ⊗ Humility ⊗ problem solving
- ⊗ organizational skills ⊗ self confidence
- ⊗ Decision making

→ skills in data collection & analysis of the data

→ skills in maintaining Proper records.

→ skills in process recording

→ skills in keeping personal records

→ dealing with group feelings

→ developing inter group relationship

→ motivated to grow & learn

→ possessing a positive attitude

→ Adaptability

→ Technical literacy

→ organizational skills etc :-

## CHAPTER 5: OUTCOMES DESCRIPTION

Details of the Socio-Economic Survey of the Village/Habitation Attach the questionnaire prepared for the survey.

### Questionnaire :-

- ① Name of this recipient
  - ② Age
  - ③ Gender
  - ④ Marital status
  - ⑤ Address.
- 1) Do you know about blood groups?  
A) YES      B) NO
  - 2) Do you know your blood group.  
A) YES      B) NO
  - 3) Which blood group do you have?  
A) A      B) B      C) AB      D) O
  - 4) How you donate your blood previously?  
A) YES      B) NO
  - 5) Do you suffering any type of blood disease?  
A) YES      B) NO
  - 6) Do you suffering from given blood diseases at least one time  
A) Anaemia      B) Dengue      C) Malaria.

Describe the problems you have identified in the community

- \* poverty
- \* unemployment
- \* pollution
- \* open drainage
- \* lots of usage of plastics
- \* Bad roads
- \* water shortage
- \* Lack of Health care problems
- \* Illiteracy.
- \* violence
- \* Industrial pollution
- \* Air pollution
- \* Access of safe drinking water.



## Report of the mini-project work done in the related subject w.r.t the habitation/village.

A mini-project work in the related subject w.r.t the habitation/village. (For ex., a student of Botany may do a project on Organic Farming or Horticulture or usage of biofertilizers or biopesticides or effect of the inorganic pesticides, etc. A student of Zoology may do a project on Aquaculture practices or animal husbandry or poultry or health and hygiene or Blood group analysis or survey on the Hypertension or survey on the prevalence of diabetes, etc.)

The Report shall be limited to 8-10 pages.

### BLOOD GROUPS

#### ABSTRACT:-

#### Introduction

- \* A blood group is also known as blood type
- \* Blood typing is a method to tell what type of blood you have. Blood typing is done so you can safely donate your blood to others.
- \* It is also done to see if you have a substance called Rh (Rhesus) factor on the surface of your red blood cells (RBC's)
- \* Your blood type is based on whether or not certain proteins are on your red blood cells. These proteins called antigens. Your blood type depends on what types you parents passed.

\* Blood is often typed according to the ABO blood typing system.

The four major blood groups / types are:

- ① TYPE A
- ② TYPE B
- ③ TYPE AB
- ④ TYPE O

Again the four major blood groups are classified.

Based on the Rho - each group can be either

RhD positive or RhD negative which means in total there are 8 blood groups.

They are:

- (1) A positive
- (2) A negative
- (3) B positive
- (4) B negative
- (5) AB positive
- (6) AB negative
- (7) O positive
- (8) O negative

\* Blood group information is an integral part of clinical diagnosis using various hematological techniques to understand hematological disorders. Since it is met data to have clear information on blood types in case of blood transfusion and received are

Aim:- The aim was to study the blood group typing and temperature of blood groups and how many people have know about the importance of blood groups and awareness about blood groups among the people in social groups.

Materials and methods:- The present observation study was carried out in Visakhapatnam district of 2 town Region of Andhra Pradesh, India to Record the blood group of local people, from randomly selected area. The collect numerical data was statistically analysed in the form of pie charts and bar diagrams.

Results:- The present survey was carried out during the year 2022 in 2 town Visakhapatnam district covering 1073 people to understand the blood groups. During the investigation the majority of people exhibited O<sup>+</sup> (237) followed by B<sup>+</sup> (242), A<sup>+</sup> (208), AB<sup>+</sup> (121), O<sup>-</sup> (15), B<sup>-</sup> (9), A<sup>-</sup> (8) and AB<sup>-</sup> (7) respectively. These were 226 people they don't know their blood group of (237) and B<sup>+</sup> (242) blood.

Conclusion : The present study yielded information basically on blood group pattern across the population and it can be used by knowing their blood groups from various groups.

### History of blood groups:

Blood types were first discovered by an Austrian Physician Karl Landsteiner working at the Pathological Anatomical Institute of the University of Vienna (now medical university of Vienna). In 1900 he found that blood serum from different persons would clump to gelatin (agglutinate) when mixed in the test tubes, and not many that, some human blood also agglutinated with animal blood.

The next year in 1901 he made a definitive observation that blood serum of an individual would agglutinate with only of certain individuals based on this he classified them into here group can groups.

### The ABO system

⊕ The ABO blood groups system is the most important blood type system in human blood transfusion.

\* The ABO blood types are also present in some other animals for example horse, and types such as arm pinzess, tenons and gorillas.

These are its main blood groups defined by the ABO system:

- \* Blood group B - It has B antigens on the RBC with anti B antibodies in the plasma.
- \* Blood group - It has no antigens on the RBC both anti-A and anti-B antibodies in the plasma.
- \* Blood group AB - It has both A and B antigens on the RBC but no antibodies in the plasma.

→ Importance of ABO groups:

During blood transfusion every component blood must be used the one who gives blood is called the donor blood is called recipient.

→ The Rh system:

RBC's sometimes have another antigen a protein known as the Rh antigen if this is present in your blood group is Rh positive.



⊛ A RhD Positive ( $A^+$ )

A RhD Negative ( $A^-$ )

B RhD Positive ( $B^+$ )

B RhD Negative ( $B^-$ )

AB RhD Positive ( $AB^+$ )

AB RhD Negative ( $AB^-$ )

O RhD Positive ( $O^+$ )

O RhD Negative ( $O^-$ )

In most cases, O RhD negative blood ( $O^-$ ) can safely given to any one. It's often used in medical emergencies when the blood type is not immediately known. It's safe for most recipients because it doesn't have any A, B or RhD antigens on the surface of the cells and is compatible with every other ABO and RhD blood group.

→ Golden Blood Group

Rh null individuals have no Rh antigens (no Rh & Rh AG) on their RBC's then it is called as Golden Blood Group.

→ Antigens and Anti bodies present in Blood Group

ABO Group	Antigen present	Antigen missing	Anti body Present
A	A	B	Anti - B
B	B	A	Anti - A
O	None	A and B	Anti - A & B
AB	A and B	None	None

→ Blood type compatibility :

Blood type	Gives	Receives
A <sup>+</sup>	A <sup>+</sup> , AB <sup>+</sup>	A <sup>+</sup> , A <sup>-</sup> , O <sup>+</sup> , O <sup>-</sup>
O <sup>+</sup>	O <sup>+</sup> , A <sup>+</sup> , O <sup>+</sup> , AB <sup>+</sup>	O <sup>+</sup> , O <sup>-</sup>
B <sup>+</sup>	B <sup>+</sup> , AB <sup>+</sup>	B <sup>+</sup> , B <sup>-</sup> , O <sup>+</sup> , O <sup>-</sup>
AB <sup>+</sup>	AB <sup>+</sup>	Every one
A <sup>-</sup>	A <sup>+</sup> , A <sup>-</sup> , AB <sup>+</sup> , AB <sup>-</sup>	A <sup>-</sup> , O <sup>-</sup>
O <sup>-</sup>	every one	O <sup>-</sup>
B <sup>-</sup>	B <sup>+</sup> , B <sup>-</sup> , AB <sup>+</sup> , AB <sup>-</sup>	B <sup>-</sup> , O <sup>-</sup>
AB <sup>-</sup>	AB <sup>+</sup> , AB <sup>-</sup>	AB <sup>-</sup> , A <sup>-</sup> , B <sup>-</sup> , O <sup>-</sup>

## Student Self-Evaluation for the Community Service Project

Student Name: **BETJIPURAM ANANTHA RAO**

Registration No: **720130805012**

Period of CSP: From: To:

Date of Evaluation:

Please rate your performance in the following areas:

Rating Scale: Letter grade of CGPA calculation to be provided

	1	2	3	4	5
1 Oral communication	1	2	3	4	5
2 Written communication	1	2	3	4	5
3 Proactiveness	1	2	3	4	5
4 Interaction ability with community	1	2	3	4	5
5 Positive Attitude	1	2	3	4	5
6 Self-confidence	1	2	3	4	5
7 Ability to learn	1	2	3	4	5
8 Work Plan and organization	1	2	3	4	5
9 Professionalism	1	2	3	4	5
10 Creativity	1	2	3	4	5
11 Quality of work done	1	2	3	4	5
12 Time Management	1	2	3	4	5
13 Understanding the Community	1	2	3	4	5
14 Achievement of Desired Outcomes	1	2	3	4	5
15 OVERALL PERFORMANCE	1	2	3	4	5



Date:

Signature of the Student

# PHOTOS & VIDEO LINKS









# INTERNAL ASSESSMENT STATEMENT

Name Of the Student:

Programme of Study:

Year of Study:

Group:

Register No/H.T. No:

Name of the College:

University:

Sl.No	Evaluation Criterion	Maximum Marks	Marks Awarded
1.	Activity Log	20	
2.	Community Service Project Implementation	30	
3.	Mini Project Work	25	
4.	Oral Presentation	25	
	GRAND TOTAL	100	

Date:

Signature of the Faculty Guide

Certified by

Date:

Seal:

Signature of the Head of the Department/Principal

Mrs. A.V.N. COLLEGE  
VISAKHAPATNAM



## **ANDHRA PRADESH STATE COUNCIL OF HIGHER EDUCATION**

(A Statutory Body of the Government of Andhra Pradesh)

2nd, 3rd, 4th and 5th floors, Neeladri Towers, Sri Ram Nagar, 6th Battalion Road

Atmakur (V) Mangalagiri (M), Guntur, Andhra Pradesh, Pin - 522 503

[www.apsche.ap.gov.in](http://www.apsche.ap.gov.in)